



VANAVANI MATRICULATION HIGHER SECONDARY SCHOOL - RESULT ANALYSIS






RESULT ANALYSIS HIGHER SECONDARY EXAM MARCH 2018-2019

TOTAL NO. APPEARED	177
NO. PASSED	175
NO. FAILED	2
PASS PERCENTAGE	98.87%



SCHOOL TOPPERS - SCIENCE STREAM

RANK	PHOTO	NAME	MARK
1		BHARATH KUMAR D.P	583/600
2		BALAJI SUBRAMONIAM P	566/600
3		HARIKISHORE E	553/600



SCHOOL TOPPERS - COMMERCE STREAM

RANK	PHOTO	NAME	MARK
1		SHANTHANALAKSHMI V	577/600
2		DANISHA S	557/600
3		SOWMYA S	549/600

Range for a total of 600 marks

S.NO	RANGE	NO. OF STUDENTS
1	75% - 80.4%	12
2	80.5 % - 85.4%	11
3	85.5 % - 90.4 %	07
4	Above 90.4%	

COMPARATIVE ANALYSIS HIGHER SECONDARY RESULTS

ACADEMIC YEAR	NO.APPEARED	NO.PASSED	PASS %
2000-2001	232	221	95.20%
2001-2002	233	231	99.10%
2002-2003	220	217	98.60%
2003-2004	231	218	94.40%
2004-2005	228	221	96.90%
2005-2006	226	214	94.60%
2006-2007	248	232	93.50%
2007-2008	156	151	96.70%
2008-2009	183	177	96.70%
2009-2010	211	210	99.52%
2010-2011	183	181	98.91%
2011-2012	181	173	95.58 %

2012-2013	179	178	99.44%
2013-2014	163	163	100%
2014-2015	189	189	100%
2015-2016	181	180	99.44%
2016-2017	186	185	99.44%
2017-2018	192	192	100%
2018-2019	177	175	98.87%

10 YEARS SUBJECT – WISE COMPARATIVE ANALYSIS

SUBJECT	YEAR	NO. APPEARED	NO. PASSED	NO. FAILED	SUBJECT AVERAGE	HIGHEST MARK	LEAST MARK	NO. OF CENTUMS
TAMIL	2009	106	106	0	76	182	91	-
	2010	104	104	0	75.38	181	113	-
	2011	101	101	0	73.04	190	70	-
	2012	84+1(NL)	84	0	75.83	183	88	-
	2013	67	67	0	74.36	185	102	-
	2014	85	85	0	77.48	192	85	-
	2015	97	97	0	74.40	186	70	-
	2016	86	86	0	73.13	190	87	-

	2017	83	83	0	74.84	197	80	-
	2018	105	105	0	71.02	194	70	-
	2019	103	101	2	63.84	99	25	-
HINDI	2009	21	21	0	78.6	195	97	-
	2010	29	29	0	78.53	181	120	-
	2011	24+1(NL)	24	0	82.76	190	133	-
	2012	20	20	0	75.08	188	99	-
	2013	25	25	0	79.64	191	101	-
	2014	16	16	0	79.07	189	107	-
	2015	NIL	-	-	-	-	-	-
	2016	NIL	-	-	-	-	-	-
	2017	NIL	-	-	-	-	-	-
	2018	NIL	-	-	-	-	-	-
	2019	NIL	-	-	-	-	-	-
FRENCH	2009	56	56	0	90.6	198	142	-
	2010	78	78	0	85.20	198	114	-
	2011	57	57	0	83.83	198	119	-
	2012	76	76	0	80.71	198	94	-
	2013	87	87	0	84.67	198	109	-
	2014	62	62	0	88.34	198	114	-
	2015	92	92	0	82.12	198	108	-
	2016	74	74	0	80.77	199	98	-
	2017	48	48	0	79.50	199	93	-
	2018	53	53	0	85.21	197	116	-
2019	51	51	0	63.88	99	45	-	
SANSKRIT	2016	21	21	0	92.97	199	149	-
	2017	54	54	0	87.67	198	126	-

	2018	33	33	0	85.57	197	147	-
	2019	23	23	0	65.06	97	53	-
ENGLISH	2009	183	183	0	84	192	116	-
	2010	211	211	0	83.3	191	84	-
	2011	183	183	0	83.31	192	122	-
	2012	181	181	0	81.5	192	105	-
	2013	179	179	0	82.76	193	112	-
	2014	163	163	0	81.30	194	106	-
	2015	189	189	0	81.37	193	109	
	2016	181	181	0	83.95	193	118	-
	2017	186	186	0	80.91	196	108	-
	2018	192	192	0	82.26	192	103	-
	2019	177	177	0	68.36	96	36	-
PHYSICS	2009	152	152	0	74.5	198	80	-
	2010	167	167	0	81.38	199	97	-
	2011	140	140	0	80.62	199	88	-
	2012	151	149	2	72.82	199	67	-
	2013	146	146	0	78.75	197	84	-
	2014	147	146	0	81.91	200	86	1
	2015	155	155	0	78.14	196	79	-
	2016	147	147	0	75.44	197	84	-
	2017	142	142	0	75.62	199	82	-
	2018	133	133	0	76.84	198	93	-
	2019	122	121	1	60.95	99	34	-
CHEMISTR Y	2009	152	150	2	72	198	21 + 50	-
	2010	167	167	0	77.70	199	95	-
	2011	140	140	0	76.27	200	80	2
	2012	151	149	2	71.0	199	59	-
	2013	146	146	0	77.54	200	76	1

	2014	147	147	0	80.47	200	89	1
	2015	155	155	0	73.06	197	78	-
	2016	147	147	0	72.76	200	70	1
	2017	142	142	0	74.05	198	79	-
	2018	133	133	0	69.89	192	82	-
	2019	122	121	1	63.01	97	33	-
BIOLOGY	2009	54	54	0	76.9	199	92	-
	2010	47	47	0	77.79	198	103	-
	2011	42	42	0	79.49	200	92	1
	2012	45	45	0	73.9	198	85	-
	2013	44	44	0	78.82	198	101	-
	2014	46	46	0	78.4	199	118	-
	2015	54	54	0	72.54	192	89	-
	2016	50	50	0	72.37	183	78	-
	2017	59	59	0	74.83	197	93	-
	2018	48	48	0	68.61	182	88	-
	2019	45	45	0	64.44	91	45	-
C.SC	2009	98 + 19	98 + 19	0	78	199	111	-
	2010	120 + 23	120 + 23	0	77.24	196	90	-
	2011	98+17	98+17	0	72.34	198	84	-
	2012	106+7	106+7	0	72.43	198	86	-
	2013	102+19	102+19	0	75.09	198	93	-
	2014	91+11	91+11	0	82.86+55.82 =69.34	200	85	1
	2015	101 + 12	101+12	0	77.64 +59.79	196	80	-
	2016	97+10	97+10	0	76.98	196	100	-
2017	83+14	83+14	0	71.16	199	81	-	
	2018	85+22	85+22	0	74.01	195	90	-
	2019	77+16	77+16	0	71.53	99	45	-
	2009	152	150	2	76.9	200	45	3

MATHS	2010	167	166	1	69.39	200	47	2
	2011	140	139	1	74.31	200	53	2
	2012	151	144	7	67.17	200	27	2
	2013	146	145	1	69.35	200	46	1
	2014	147	147	0	72.71	200	70	3
	2015	155	155	0	76.94	200	71	4
	2016	147	146	1	63.87	200	43	2
	2017	142	141	1	63.81	200	52	2
	2018	133	133	0	69.90	196	70	-
	2019	122	120	2	54.12	99	13	-
COMMERC E	2009	31	30	1	68	196	42	-
	2010	44	44	0	72.28	198	71	-
	2011	43	43	0	70.48	200	80	1
	2012	30	30	0	82.55	199	73	-
	2013	33	33	0	82.5	200	83	1
	2014	26	26	0	82.73	200	76	1
	2015	34	34	0	85.21	200	117	1
	2016	34	34	0	74.62	199	79	-
	2017	44	44	0	81.67	198	77	-
	2018	59	59	0	83.34	200	75	3
2019	55	55	0	62.65	95	35	-	
ECONOMIC S	2009	31	30	1	69	198	24	-
	2010	44	44	0	73.19	196	90	-
	2011	43	42	1	74.28	198	54	-
	2012	30	30	0	77.47	192	78	-
	2013	33	33	0	78.10	198	70	-
	2014	26	26	0	79.21	198	99	-
	2015	34	34	0	77.52	198	96	-
	2016	34	34	0	73.52	198	73	-
	2017	44	44	0	75.44	200	81	3

	2018	59	59	0	79.61	199	75	-
	2019	55	55	0	62.84	100	35	1
ACCOUNTANCY	2009	31	31	0	71	193	74	-
	2010	44	44	0	75.18	200	70	2
	2011	43	43	0	77.97	199	71	-
	2012	30	30	0	74.7	200	70	-
	2013	33	33	0	79.93	200	78	1
	2014	26	26	0	80.58	198	72	-
	2015	34	34	0	88.83	200	136	4
	2016	34	34	0	80.03	200	106	2
	2017	44	44	0	78.91	200	75	3
	2018	59	59	0	82.21	200	73	5
	2019	55	55	0	69.45	98	39	-
BUSINESS MATHS	2009	12	12	0	62.6	199	72	-
	2010	21	21	0	73.17	196	70	-
	2011	26	26	0	83.82	198	97	-
	2012	23	22	1	69.09	200	48	1
	2013	14	14	0	56.21	195	70	-
	2014	15	15	0	85.47	200	84	1
	2015	22	22	0	80.56	200	82	1
	2016	24	24	0	70.52	198	70	-
	2017	30	30	0	77.90	200	70	1
	2018	37	37	0	77.54	200	70	2
2019	39	39	0	57.77	93	35	-	

STD XII-A

Range / Subject	Tamil	French	Sanskrit	English	Physics	Chemistry	Biology	Maths
BELOW 35	-	-	-	-	-	-	-	-
35-40	1	-	-	-	-	-	-	7
41-50	3	-	-	-	11	6	5	8
51-60	3	4	1	7	9	10	15	10
61-70	3	3	1	10	8	9	13	7
71-80	4	4	1	13	9	8	4	5
81-90	6	3	2	9	8	8	7	4
91-98	4	1	-	6	-	4	1	4
99	-	1	-	-	-	-	-	-
100	-	-	-	-	-	-	-	-
TOTAL	24	16	5	45	45	45	45	45
SUBJECT AVERAGE	71.58	73	75.40	74.89	64.13	68.38	64.44	60.64
HIGHEST	98	99	86	96	87	96	91	98
LOWEST	40	51	57	56	45	45	45	35

STD XII-B

Range / Subject	Tamil	French	Sanskrit	English	Physics	Chemistry	CSC	Maths
BELOW 35	-	-	-	-	-	-	-	-
35-40	3	-	-	-	-	-	-	12
41-50	2	2	-	4	13	8	1	8
51-60	5	3	-	6	9	10	3	6
61-70	4	3	1	11	6	5	11	4
71-80	4	1	3	10	5	6	5	4
81-90	1	1	1	1	3	5	8	1
91-98	-	1	1	4	-	2	7	1
99	-	-	-	-	-	-	1	-
100	-	-	-	-	-	-	-	-
TOTAL	19	11	6	36	36	36	36	36
SUBJECT AVERAGE	60.68	65.45	78.33	67.97	59.08	64.39	76.44	51.39
HIGHEST	83	96	93	96	87	97	99	96
LOWEST	35	45	66	41	45	45	47	35

STD XII-C

Range / Subject	Tamil	French	Sanskrit	English	Physics	Chemistry	CSC	Maths
BELOW 35	2	-	-	-	1	1	-	2
35-40	5	-	-	2	1	1	-	13
41-50	8	2	-	4	9	15	3	12
51-60	2	2	2	11	15	14	9	4
61-70	1	2	1	13	8	5	8	4
71-80	2	2	2	6	5	2	14	3
81-90	3	1	2	2	1	1	4	2
91-98	1	1	-	3	-	2	2	-
99	-	-	-	-	1	-	1	1
100	-	-	-	-	-	-	-	-
TOTAL	24	10	7	41	41	41	41	41
SUBJECT AVERAGE	53.96	64.60	71.43	63.63	59.10	55.90	69.68	49.37
HIGHEST	93	98	87	92	99	96	99	99
LOWEST	25	45	53	36	34	33	45	13

STD XII-D

Range / Subject	Tamil	French	Sanskrit	English	Economics	Commerce	Accountancy	csc	Business Maths
BELOW 35	-	-	-	-	-	-	-	-	-
35-40	9	-	-	1	8	11	2	-	8
41-50	10	3	-	8	12	7	5	3	7
51-60	8	2	-	12	8	8	9	2	8
61-70	5	3	1	12	8	7	14	4	7
71-80	2	3	1	11	7	10	9	6	3
81-90	1	1	2	8	7	9	10	1	4
91-98	-	1	1	3	4	3	6	-	2
99	1	1	-	-	-	-	-	-	-
100	-	-	-	-	1	-	-	-	-
TOTAL	36	14	5	55	55	55	55	16	39
SUBJECT AVERAGE	52.56	67.64	82.60	66.78	62.16	62.87	69.45	65.19	57.77
HIGHEST	99	99	97	95	100	97	98	83	93
LOWEST	35	46	64	40	35	35	39	45	35



SUBJECT-WISE TOPPERS

SUBJECT	POSITION	NAME OF THE STUDENT	CLASS	MARKS
TAMIL	I	SHANTHANALAKSHMI V	XII D	99
	II	HARIKISHORE E	XII-A	98
	III	SURIYA NARAYANAN M	XII-C	93
FRENCH	I	SHRUTHI KAMALAHASAN	XII-A	99
		AKSHAYA N	XII-D	
	II	BHARATH KUMAR D P	XII-C	98
	III	BALAJI SUBRAMONIAM P	XII-B	96
SANSKRIT	I	ANAND KRISHNA P	XII-D	97
	II	ADITYA R	XII-B	93

	III	SOWMYA S	XII-D	90
ENGLISH	I	HARIKISHORE E	XII-A	96
		BALAJI SUBRAMONIAM P	XII-B	96
	II	ANAND KRISHNA P	XII-D	95
	III	HARITHA SREEDHAR	XII-B	93
PHYSICS	I	BHARATH KUMAR D P	XII-C	99
	II	KAVISA S K	XII-A	87
		ADITYA R	XII-B	
		SHANCHANA PREETHI G	XII-A	
	III	HARIKISHORE E	XII-A	86
CHEMISTRY	I	BALAJI SUBRAMONIAM P	XII-B	97
	II	BHARATH KUMAR D P	XII-C	96
		HARIKISHORE E	XII-A	
	III	KAVISA S K	XII-A	95
BIOLOGY	I	KAVISA S K	XII-A	91

	II	KAVYA S	XII-A	89
	III	SHRUTHI KAMALAHASAN	XII-A	85
C.S.C	I	BALAJI SUBRAMONIAM P	XII-B	99
		BHARATH KUMAR D P	XII-C	
	II	ANUSHAA GAYATHRI E	XII-B	98
	III	HARITHA SREEDHAR	XII-B	96
		NITHYA KALYANI M	XII-B	
MATHS	I	BHARATH KUMAR D P	XII-C	99
	II	SHRUTHI KAMALAHASAN	XII-A	98
	III	BALAJI SUBRAMONIAM P	XII-B	96
ECONOMICS	I	SHANTHANALAKSHMI V	XII-D	100
	II	AKASH B	XII-D	96
	III	DANISHA S	XII-D	93
COMMERCE	I	DANISHA S	XII-D	97
	II	SHANTHANALAKSHMI V	XII-D	95

	III	PRIYANKA V	XII-D	92
BUSINESS MATHS	I	SHANTHANALAKSHMI V	XII-D	93
		SOWMYA S	XII-D	
	II	JAANESH V	XII-D	86
	III	DANISHA S	XII-D	85
ACCOUNTANCY	I	SHANTHANALAKSHMI V	XII-D	98
		AKSHAYA N	XII-D	
	II	DANISHA S	XII-D	97
	III	SOWMYA S	XII-D	95

THANK YOU!